



ATHLON
OPTICS

RETICLE MANUAL

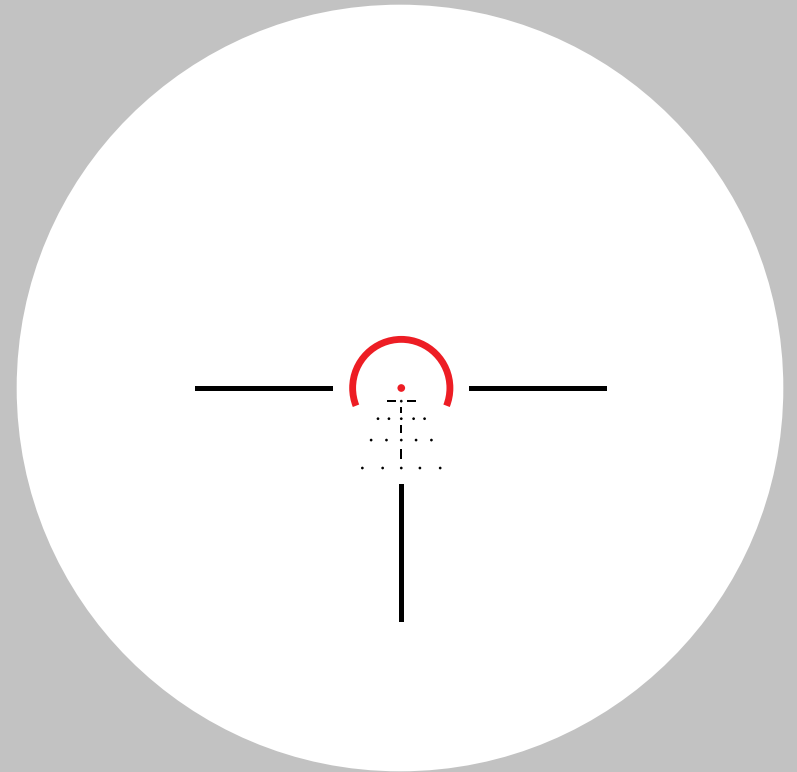
ATSR4 SFP IR MOA

WWW.ATHLONOPTICS.COM

The ATHLON® ATSR4 SFP IR MOA Reticle

The ATSR4 SFP IR MOA reticle is specifically designed for 3 gun competition (68 grain hornady and 69 grain sierra cartridge) and any Nato 5.56/.223 caliber rifle with hold over points for both bullet drop and wind. The 1.4 moa red dot is perfect for zeroing your rifle at 200 yard and the dots below the center red dot are for targets at 300, 400, 500, and 600 yard. The dots on horizontal lines below the center are specially designed for holding over 5 mph and 10 mph wind.

Application: *Short and Mid Range Shooting for both Tactical and Hunting*



Note: *The reticle image shown above will appear differently among different models due to different magnification and location of the reticle.*

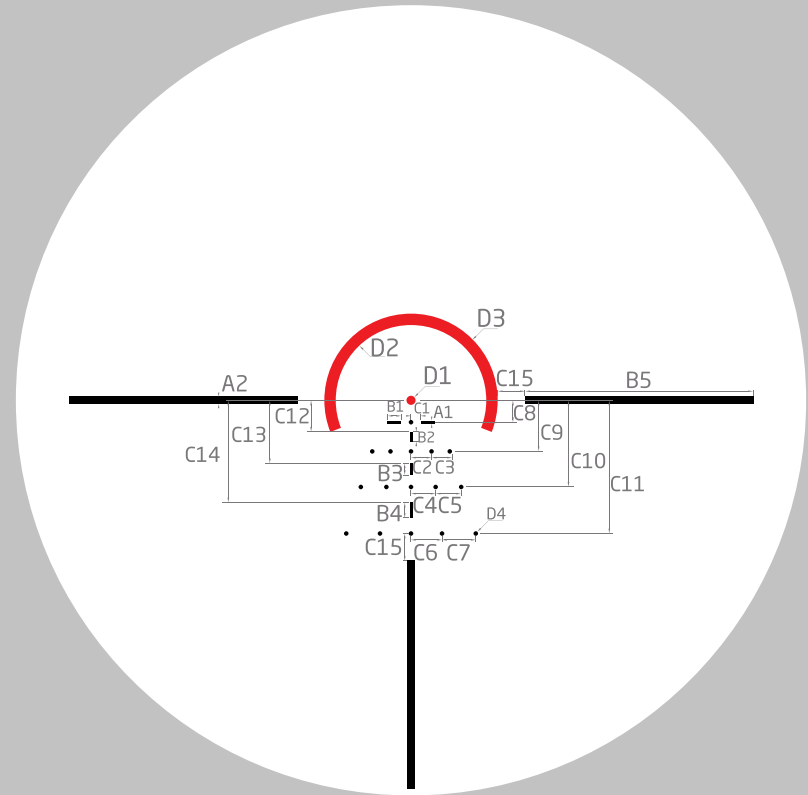
Reticle Subtensions

The ATSR4 SFP IR MOA reticle is based on the minute of angle, a unit of angular measurement, usually shortened to moa. A "moa" is defined as "one minute of an angle". As a full circle has 360 degrees, and each degree is composed of 60 minutes (60'), thus there are 360 (degrees) x 60 (minutes) = 21,600 minutes in a circle. Since there are 360 degree in a circle, we can get $360 \text{ degree} / 21600 \text{ minutes} = 0.016667^\circ / \text{minute}$. If the target is 100 yards (3600 inches) away, we can use a formula, $3600 * \text{TAN}(\text{RADIANS}(0.016667))$, to get 1.047 inches which means 1 moa equals to 1.047 inches at 100 yards. Many people just round up the 1.047 inches to 1 inch @100 yards. If you are using metric system, formula $100000\text{mm} * \text{TAN}(\text{RADIANS}(0.016667))$ gets you that 1 moa equals to 29.1mm @100 meters.

The ATSR4 SFP IR MOA reticle is located at the second plane which stays in between erector tube and ocular lens. The size or the appearance of a second focal plane reticle does not change when you try to zoom in or zoom out, however the relative ratio between reticle and your target changes all the time because your target appears bigger or smaller when the magnification changes.

The subtensions of a second focal plain reticle and ranging capability are only accurate at certain magnification and due to this nature, the subtensions of the reticle are only valid at 6x.

Example



ATSR4 SFP IR MOA	A1	A2	B1	B2	B3	B4	B5	C1	C2
SUBTENSIONS IN MOA	.3	.8	1.5	1.06	1.3	1.7	25	1.07	2.25
	C3	C4	C5	C6	C7	C8	C9	C10	C11
	2	2.7	2.8	3.4	3.7	2.4	5.6	9.5	14.6
	C12	C13	C14	C15	D1	D2	D3	D4	
	3.47	6.9	11.2	3	1.4	16.5	19	.5	

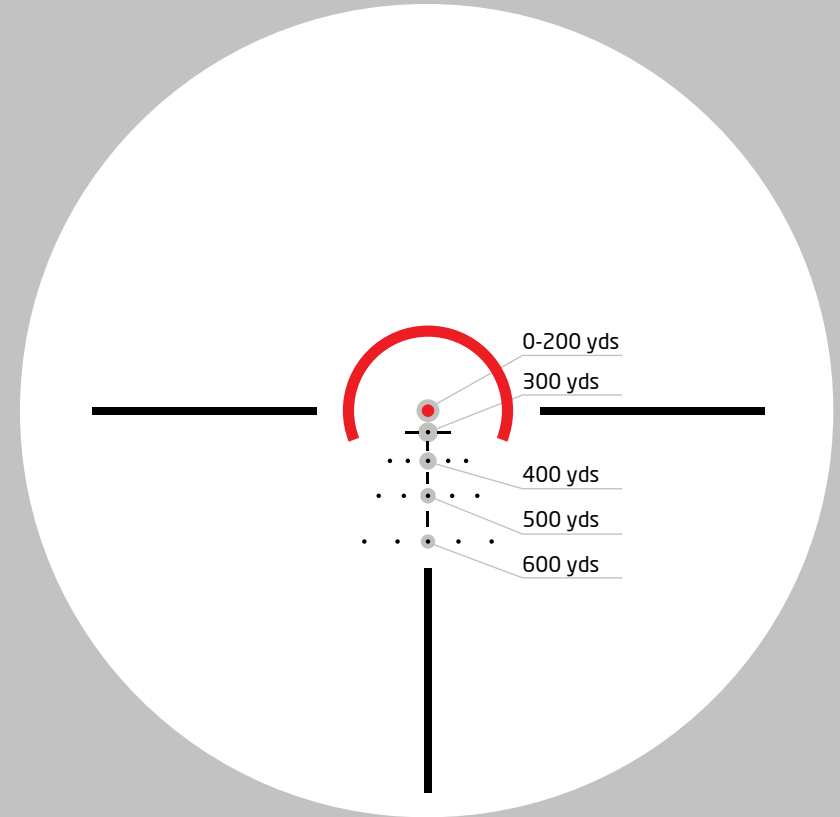
Holdover For Compensating Bullet Drop

To be able to use the elevation holdovers effectively, you have to know the distance to your target and bullet trajectory (bullet drop in inches or moas). Since many bullet ballistic charts highlight bullet drops in inches and 1moa equals to 1.047 (rounded up to 1 inch) at 100 yards, 2 inches at 200 yards, and 10 inches at 1000 yards, etc, we can use those to calculate the holdover position in moa on this reticle.

For example, under no wind condition, if you knew your target is at 300 yards and your ammo has a 12 inch bullet drop at that distance, you want to use 4 moa holdover point. Here is how you got the 4 moa: since 1 moa equals to 1 inch x 3 =3 inches at 300 yards, and then 4 moas equal to 4 x 3 inches =12 inches at 300 yards, you want to hold the 4 moa drop point to compensate the 12 inch bullet drop.

To achieve ultimate precision, it is always a better idea to develop your own D.O.P.E (Data of Previous Engagement)chart so that you can refer back to it for specific bullet drop compensation under different ambient environment and weather condition.

Example



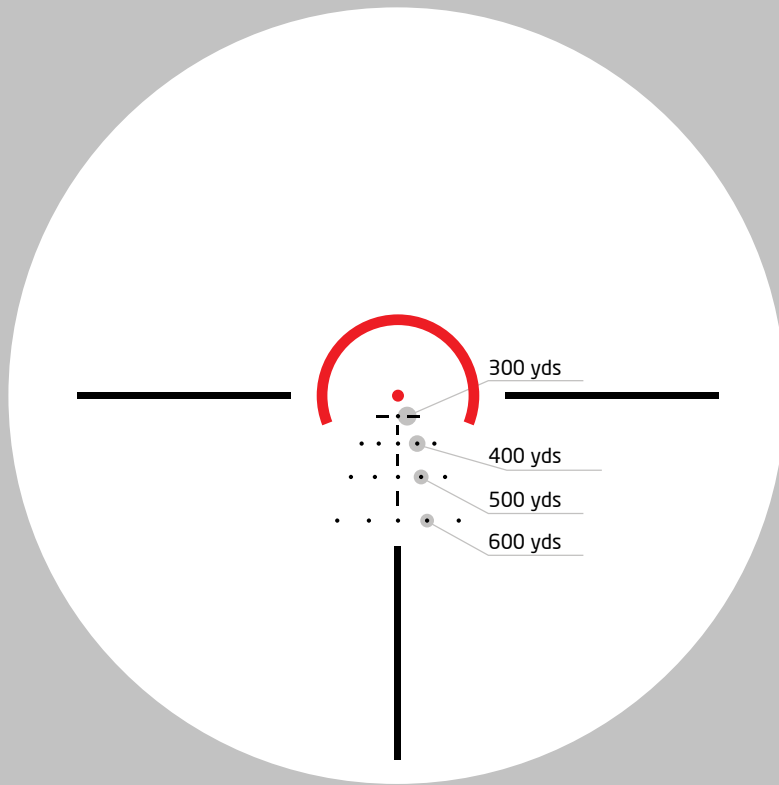
Bullet holdovers for target at every 100 yards. No wind. Zeroed at 200 yards, ballistic calculation based on 68 grain hornady and 69 grain sierra cartridge.

Holdover for Wind Correction and Moving Target

The flying time of a bullet, the velocity and direction of the wind and the "slippery-ness" of the bullet expressed in BC (Ballistic Coefficient) determine your holdover for wind correction. Once again you have to understand the impact of those three factors on your bullet's flying path in terms of

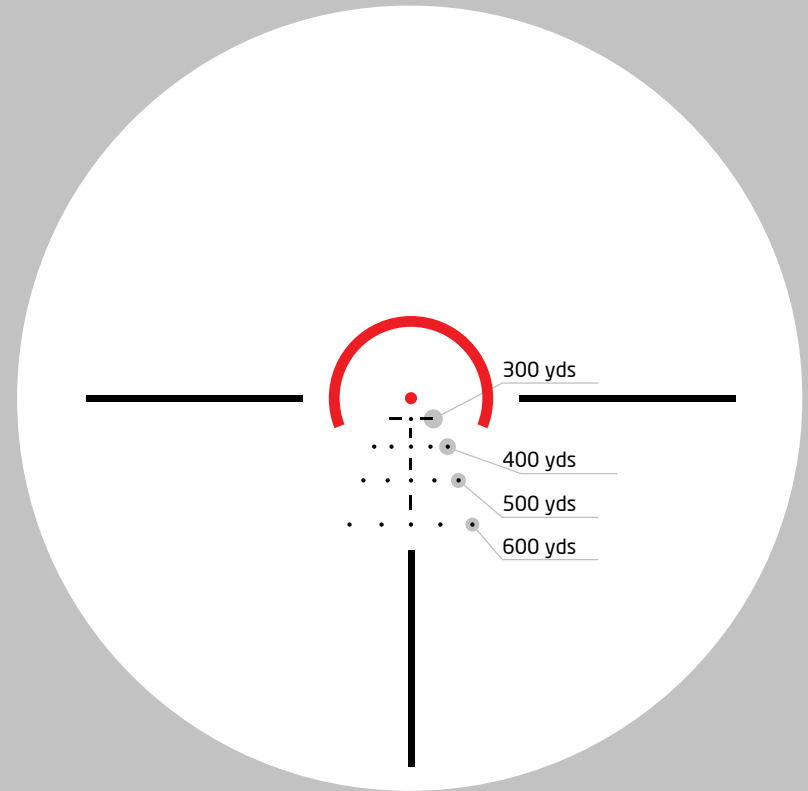
inches or moas and calculate how much holdover you have to hold, and then finding the corresponding holdover position on the reticle is a much easier task to accomplish.

Example 1



5 mph wind from left to right, holdover for wind correction at every 100 yards.

Example 2



10 mph wind from left to right, holdover for wind correction at every 100 yards.

THE ATHLON GOLD MEDEL LIFETIME WARRANTY*

Your Athlon product is not only warranted to be free of defects in materials and workmanship for the lifetime of the product. Athlon will also repair or replace, at no charge to you, your product if you should damage it through normal use. No receipt is needed, no registration is required. This is a commitment that Athlon Optics will be the best product you can buy for your money.

**This warranty does not cover damages caused by deliberate damage, misuse, theft or maintenance provided by someone other than the Athlon Authorized Service Department.*





ATHLON OPTICS



801 N MEADOWBROOK DR, OLATHE, KS 66062



CONTACT@ATHLONOPTICS.COM



TOLL FREE: 1-855-913-5678



WWW.ATHLONOPTICS.COM